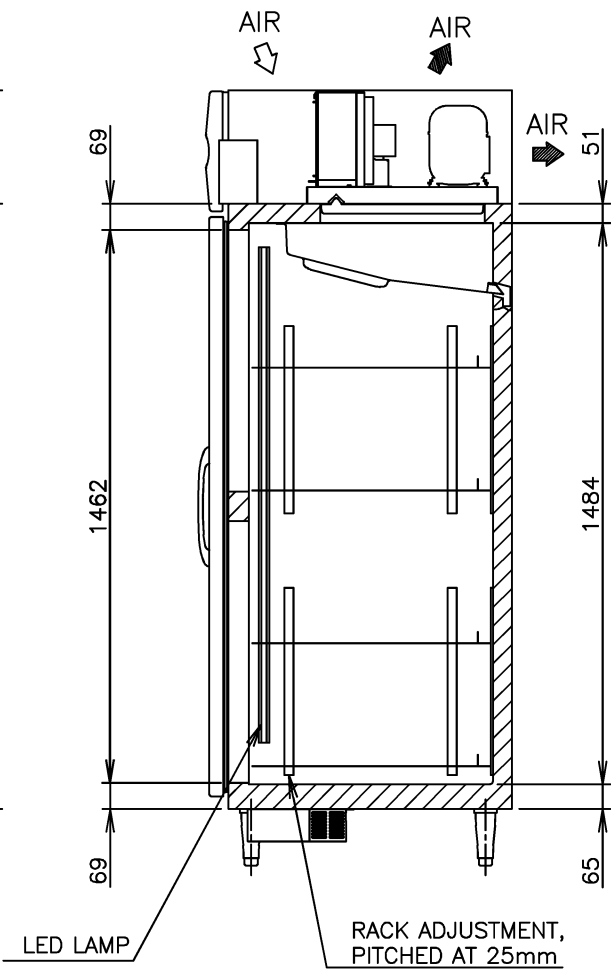
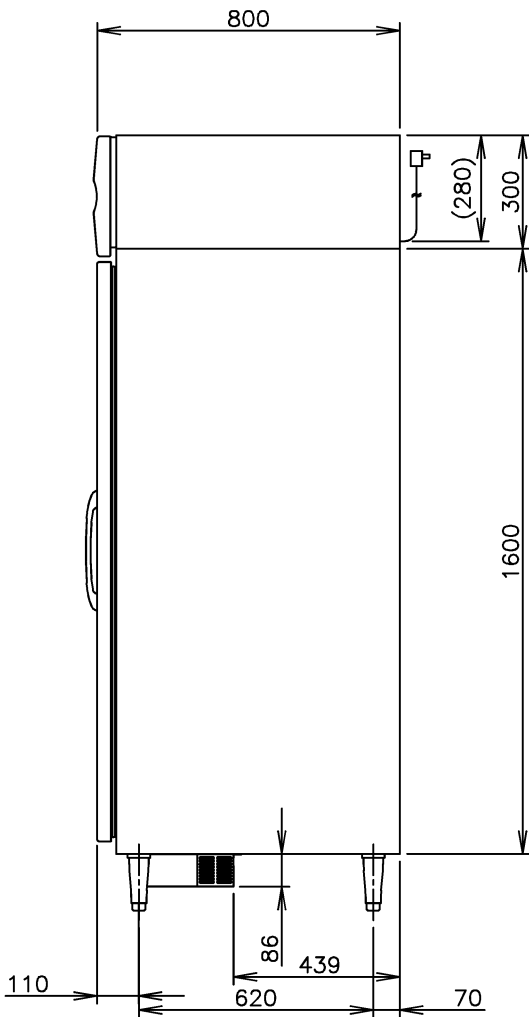
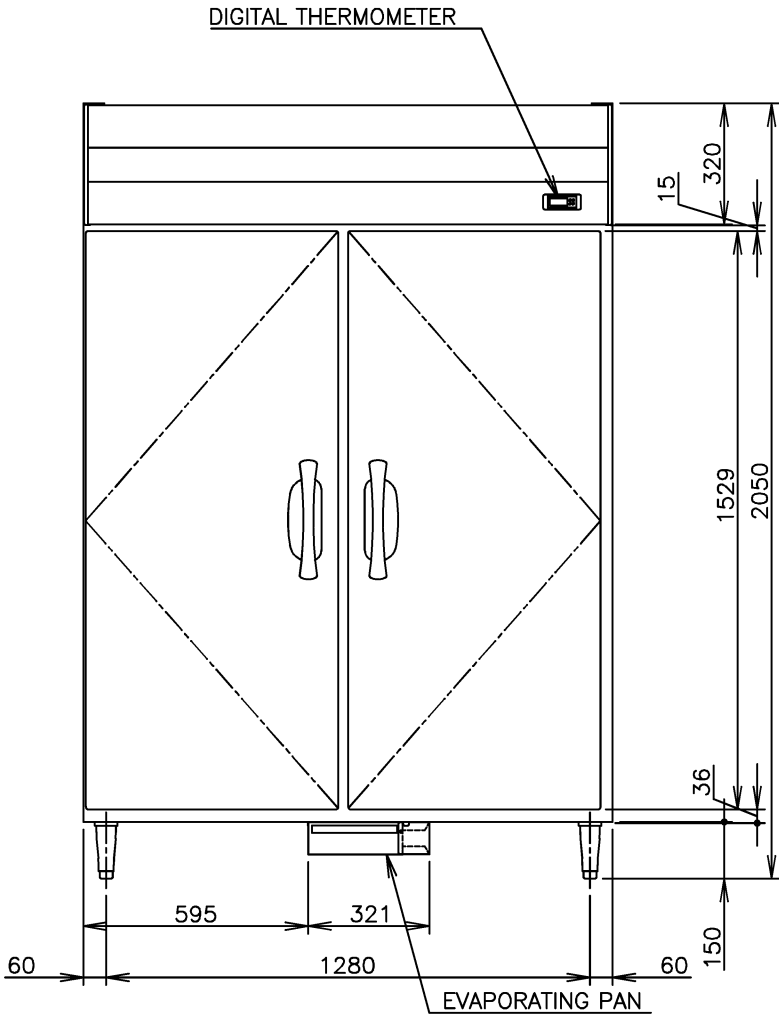


ITEM	Hoshizaki Reach-in Refrigerator
MODEL	HR-148MA-S
POWER SUPPLY	1 Phase 220 - 240V 50Hz Capacity: 0.86kVA (3.9A)
AMPERAGE	Rated: 3.7A Starting: 13.1A
ELECTRIC CONSUMPTION	367W Heater: 436W Defrost: 250W
HEAT REJECTION	*W
POWER CORD	2.3m(Plug with Earth Wire)
EFFECTIVE CAPACITY	1243L
OUTSIDE DIMENSIONS	1400mm(W)x 800mm(D)x 2050(-2080)mm(H)
INSIDE DIMENSIONS	1296mm(W)x 646mm(D)x 1484mm(H)
EXTERIOR	Stainless Steel, Galvanized Steel(Top, Rear, Bottom) Double Layer Glass with Heat Reflection Film(Glass Door)
INTERIOR	Stainless Steel
INSULATION	Polyurethane Foam
INSULATION FOAM BLOWING AGENT	Cyclopentane
REFRIGERATION SYSTEM	Forced Air Circulation
DEFROST SYSTEM	Heater
COMPRESSOR	Hermetic
CONDENSER	Wire and Tube type, Air-cooled
EVAPORATOR	Fin and Tube type
REFRIGERANT	R134a/300g
TEMPERATURE CONTROL	Microprocessor (Digital Temp. Indication) Adjustable from -2 to 12° C
DEFROST CONTROL	Microprocessor
ELECTRIC CIRCUIT PROTECTION	Earth Wire, Circuit Breaker
REFRIGERANT CIRCUIT PROTECTION	Motor Protector (Auto-reset)
LEG	Plastic..Adjustable from 150 to 180mm
SHELF	8 pcs.
WEIGHT	155kg (Gross 190kg)
PACKAGE	Carton (Wooden Pallet) 1460mm(W)x 900mm(D)x 2075mm(H)
ACCESSORIES	Drain Hose x 1, Drain Pan x 1
OPERATING CONDITIONS	Ambient Temperature: 5 - 43° C Voltage Range: Rated Voltage ±6%

*We reserve the right to make changes in specifications and design without prior notice.

1. Install the product properly in accordance with the instructions on location, water supply/ drain connections and electrical connections stated in the instruction and installation manuals provided.
Allow 10mm extra space at the installation site to meet any installation requirements (additional spacing is also required for proper air flow and pipe connections).
2. The heat rejection is based on the reached pulldown temperature at ambient temperature of 35° C
3. Product Code: R592-W301



HOSHIZAKI REACH-IN REFRIGERATOR HR-148MA-S

APPROVED TORIHATA	CHECKED TORIHATA	DESIGNED ZHOU	DRAWN ZHOU	SCALE 1/20	TRIGONOMETRY
*	*	*****	DATE 2023.5.30	DRAWING NO. D36072	SYMBOL △
APPROVED	DESIGNED	SYMBOL	DATE		